

No. 4789. AGREEMENT CONCERNING THE ADOPTION OF UNIFORM CONDITIONS OF APPROVAL AND RECIPROCAL RECOGNITION OF APPROVAL FOR MOTOR VEHICLE EQUIPMENT AND PARTS. DONE AT GENEVA, ON 20 MARCH 1958¹

ENTRY INTO FORCE of Regulation No. 93 annexed to the above-mentioned Agreement of 20 March 1958

The draft Regulation was submitted by the Netherlands and the United Kingdom of Great Britain and Northern Ireland and communicated by the Secretary-General to the Contracting Parties on 15 October 1993. It came into force on 27 February 1994 in respect of the following States which had declared their acceptance within three months from the date of the said communication, in accordance with article 1 (5) of the Agreement:

NETHERLANDS

UNITED KINGDOM OF GREAT BRITAIN AND NORTHERN IRELAND

¹United Nations, *Treaty Series*, vol. 335, p. 211; see also vol. 516, p. 378 (rectification of the authentic English and French texts of article 1 (8)); vol. 609, p. 290 (amendment to article 1 (1)); and vol. 1059, p. 404 (rectification of the authentic French text of article 12 (2)); for subsequent actions, see references in Cumulative Indexes Nos. 4 to 18, as well as annex A in volumes 1106, 1110, 1111, 1112, 1122, 1126, 1130, 1135, 1136, 1138, 1139, 1143, 1144, 1145, 1146, 1147, 1150, 1153, 1156, 1157, 1162, 1177, 1181, 1196, 1197, 1198, 1199, 1205, 1211, 1213, 1214, 1216, 1218, 1222, 1223, 1224, 1225, 1235, 1237, 1240, 1242, 1247, 1248, 1249, 1252, 1253, 1254, 1255, 1256, 1259, 1261, 1271, 1273, 1275, 1276, 1277, 1279, 1284, 1286, 1287, 1291, 1293, 1294, 1295, 1299, 1300, 1301, 1302, 1308, 1310, 1312, 1314, 1316, 1317, 1321, 1323, 1324, 1327, 1328, 1330, 1331, 1333, 1335, 1336, 1342, 1347, 1348, 1349, 1350, 1352, 1355, 1358, 1361, 1363, 1364, 1367, 1374, 1379, 1380, 1389, 1390, 1392, 1394, 1398, 1401, 1402, 1404, 1405, 1406, 1408, 1409, 1410, 1412, 1413, 1417, 1419, 1421, 1422, 1423, 1425, 1428, 1429, 1434, 1436, 1438, 1443, 1444, 1458, 1462, 1463, 1464, 1465, 1466, 1474, 1477, 1483, 1484, 1485, 1486, 1487, 1488, 1489, 1490, 1492, 1494, 1495, 1499, 1500, 1502, 1504, 1505, 1506, 1507, 1509, 1510, 1511, 1512, 1513, 1514, 1515, 1516, 1518, 1519, 1520, 1522, 1523, 1524, 1525, 1526, 1527, 1530, 1537, 1541, 1543, 1545, 1546, 1547, 1548, 1549, 1552, 1555, 1557, 1558, 1559, 1563, 1565, 1566, 1567, 1568, 1569, 1573, 1575, 1578, 1580, 1581, 1582, 1583, 1584, 1585, 1589, 1590, 1593, 1597, 1598, 1605, 1607, 1637, 1639, 1641, 1642, 1647, 1649, 1654, 1656, 1658, 1664, 1671, 1672, 1673, 1678, 1685, 1686, 1688, 1689, 1691, 1693, 1695, 1696, 1698, 1699, 1700, 1702, 1703, 1709, 1714, 1717, 1722, 1723, 1724, 1725, 1728, 1730, 1731, 1745, 1747, 1748, 1753, 1762, 1763, 1764 and 1765.

Regulation No. 93

UNIFORM PROVISIONS CONCERNING THE APPROVAL OF:

- I. FRONT UNDERRUN PROTECTIVE DEVICES (FUPDs)
- II. VEHICLES WITH REGARD TO THE INSTALLATION OF AN FUPD OF AN APPROVED TYPE
- III. VEHICLES WITH REGARD TO THEIR FRONT UNDERRUN PROTECTION (FUP)

1. SCOPE

1.1. This Regulation applies to:

1.1.1. PART I: the FUPDs which are intended to be fitted to vehicles of categories N_2 and N_3 ; 1/

1.1.2. PART II: the installation on vehicles of categories N_2 and N_3 1/ of FUPDs which have been type approved to Part I of this Regulation;

1.1.3. PART III: vehicles of categories N_2 and N_3 with regard to its front underrun protection (FUP), equipped with an FUPD which has not been separately approved according to Part I of this Regulation or so designed and/or equipped that their component parts can be regarded as fulfilling the function of the FUPD.

1.2. Vehicles of categories N_2 with a maximum mass not exceeding 7.5 tonnes shall comply only with the ground clearance requirement of 400 mm set out in this Regulation.

1.3. The requirements of this Regulation do not apply to:

1.3.1. off-road vehicles of categories N_2G and N_3G 1/

1.3.2. vehicles such that their use is incompatible with the provisions of front underrun protection.

2. PURPOSE

The purpose of this Regulation is to offer effective protection for vehicles of category M_1 or N_1 1/ against underrunning of vehicles mentioned in paragraph 1 of this Regulation in the event of a frontal collision.

1/ See Consolidated Resolution on the Construction of Vehicles (R.E.3, annex 7) (TRANS/SC1/WP29/78/Amend.3).

3. DEFINITIONS

3.1. For the purpose of this Regulation:

3.1.1. "Maximum mass" of the vehicle means the mass stated by the vehicle manufacturer to be the maximum technically permissible (this may be higher than the "permissible maximum mass" laid down by the national administration);

3.1.2. "Maximum weight" of the vehicle means the vertical force (in newtons) required to support the same vehicle loaded to its maximum mass;

3.1.3. "Unladen vehicle" means the vehicle in running order unoccupied and unladen but complete with fuel, coolant, lubricant, tools and a spare wheel (if provided as standard equipment by the vehicle manufacturer);

3.1.4. "Approval of an FUPD" means the approval of such a type of FUPD with respect to the requirements laid down in paragraph 7 below;

3.1.5. "Type of FUPD" means FUPD which do not differ with respect to the essential characteristics such as shape, dimensions, attachment, materials and the markings cited in paragraph 4.2. below;

3.1.6. "Front underrun protection (FUP)" means the presence at the front of the vehicle of either:

3.1.6.1. A special device (FUPD); or

3.1.6.2. Body work, chassis parts or other components, such that by virtue of their shape and characteristics, these elements can be regarded as fulfilling the function of the FUPD;

3.1.7. "Approval of a vehicle" means the approval of a vehicle type:

for Part II of this Regulation - with regard to the installation of an FUPD of an approved type according to Part I of this Regulation, or

for Part III of this Regulation - with regard to its FUP;

3.1.8. "Vehicle type" means vehicles which do not essentially differ in such aspects as:

The width of the foremost axle measured at the outermost part of the tyres excluding the bulging of the tyres close to the ground.

The structure, the dimensions, the shape and materials of the front part of the vehicle in so far as they have a bearing on the requirements of the relevant Part of this Regulation.

The approved FUPDs fitted to the vehicle, where the application is pursuant to satisfying Part II of this Regulation.

The maximum mass of the vehicle type.

4. APPLICATION FOR APPROVAL

4.1. The application for approval to a Part of this Regulation shall be submitted by the manufacturer of the type (vehicle/FUPD) or his duly accredited representative.

4.2. For each type the application shall be accompanied by:

4.2.1. Documentation in triplicate giving a description of the technical characteristics of the type (vehicle/FUPD): its dimensions, lines and constituent materials, in so far as required for the purpose of this Regulation.

4.2.2. In case of FUPD sample of the type: the sample shall be clearly and indelibly marked on all its main components, relevant to the front underrun, with the applicant's trade name or mark and the type designation;

4.2.3. A representative of the type of device or vehicle to be approved shall be submitted for each test to the technical service responsible for conducting the approval tests;

4.2.4. For applications pursuant to Parts II or III of this Regulation a vehicle not comprising all the components proper to the type may be accepted for test provided that they do not adversely affect the front underrun protection.

4.2.5. Identification of the positions of the points P_1 , P_2 and P_3 as defined in annex 5. For applications pursuant to satisfying Part I of this Regulation these should take into account the requirements of Part II.

4.3. Applications pursuant to satisfying Part II of this Regulation shall be accompanied by:

4.3.1. A list of the FUPDs intended to be fitted to the vehicle type;

4.3.2. At the request of the competent authority the type approval communication form conforming to annex 1 of this Regulation of each FUPD shall also be supplied.

4.4. Applications pursuant to satisfying Parts II and III of this Regulation shall be accompanied by information on the vehicle type as defined in paragraph 3.1.8.

- 4.5. The competent authority shall maintain the following administrative procedures according to annex 6 to cover the following:
- 4.5.1. Verification of the existence of satisfactory arrangements for ensuring effective control of the conformity of production before type approval is granted,
- 4.5.2. Penalties for non-conformity of production,
- 4.5.3. Modification or extension of approval of a type,
- 4.5.4. Production being definitely discontinued.

PART I. APPROVAL OF FRONT UNDERRUN PROTECTIVE DEVICES (FUPDs)

5. APPROVAL OF AN FUPD
- 5.1. If the FUPD submitted for approval pursuant to this Regulation meets the requirements of paragraph 6 below, approval of that type of FUPD shall be granted in accordance with the arrangements contained in annex 4.
- 5.2. Notice of approval, or of extension or of refusal of approval of the type of FUPD pursuant to this Regulation shall be communicated to the Parties to the 1958 Agreement which apply this Regulation, by means of a form conforming to the model in annex 1 to this Regulation.
6. REQUIREMENTS FOR FUPDs
- 6.1. The FUPD shall offer adequate resistance to forces applied parallel to the longitudinal axis of the vehicle and also satisfy certain dimensional requirements. These shall be demonstrated in accordance with the test procedure and conditions specified in annex 5 to this Regulation.
- 6.2. The section height of the FUPD cross-member shall not be less than 100 mm for category N₂ vehicles and 120 mm for vehicles of category N₃. The lateral extremities of the cross-member shall not bend to the front or have a sharp outer edge; this condition is fulfilled when the lateral extremities of the cross-member are rounded on the outside and have a radius of curvature of not less than 2.5 mm.
- 6.3. The device may be so designed that its position at the front of the vehicle can be varied. In this event, there shall be a guaranteed method of securing it in the service position so that any unintentional change of position is precluded. It shall be possible for the operator to vary the position of the device by applying a force not exceeding 40 daN;

- 6.4. The outermost surfaces of every front guard installation shall be essentially smooth or horizontally corrugated save that domed heads of bolts or rivets may protrude beyond the surface to a distance not exceeding 10 mm.

PART II. APPROVAL OF A VEHICLE WITH REGARD TO THE INSTALLATION OF AN FUPD OF AN APPROVED TYPE

7. APPROVAL OF AN INSTALLATION OF AN APPROVED FUPD
- 7.1. If the vehicle submitted for approval pursuant to this Part of this Regulation is provided with an approved FUPD and meets the requirements of paragraph 8 below, approval of that vehicle type shall be granted in accordance with the arrangements contained in annex 4.
- 7.2. Notice of approval, or of extension or of refusal of approval of the vehicle type pursuant to this Regulation shall be communicated to the Parties to the 1958 Agreement which apply this Regulation, by means of a form conforming to the model in annex 2 to this Regulation.
8. REQUIREMENTS FOR INSTALLATION OF AN APPROVED FUPD
- 8.1. The maximum mass of a vehicle type for which approval is requested shall not exceed the value indicated on the type approval communication form of each approved FUPD intended to be installed on that vehicle.
- 8.2. The vehicle with the FUPD installed shall satisfy certain dimensional requirements specified in annex 5 taking into account the test conditions and information indicated on the communication document contained in annex 1 issued in respect of the FUPD.
- 8.3. The FUPD shall be so fitted to the vehicle that the horizontal distance measured in the rearward direction from the foremost part of the vehicle to the front of the FUPD does not exceed 400 mm diminished by the recorded deformation (annex 1, item 9) measured at any of the points where the test forces have been applied during the type approval of the FUPD in conformity with the provisions of Part I of this Regulation and recorded in the type approval communication form (see figures 1 and 2).
- 8.4. In measuring these distances, any part of the vehicle which is more than 2 m above the ground shall be excluded.
- 8.5. The maximum ground clearance with respect to the underside of the FUPD shall be no more than 400 mm, as specified in paragraph 2 of annex 5, between the two points P_1 in the installed condition. Outboard of each point P_1 this height may be greater than 400 mm providing the underside is not above a plane passing through the underside of the FUPD directly below the point P_1 and forming a slope at 15° above the horizontal (see figure 3).

- 8.6. The height above the ground of the points of application of the test forces applied to the FUPD according to Part 1 of this Regulation and recorded in the type approval communication form (annex 1, item 8) shall not exceed 445 mm as specified in paragraph 2 of annex 5.
- 8.7. The maximum ground clearance with respect to the underside of the FUPD between the two points P_1 shall be no more than 450 mm taking into account their movement during the application of the test load, according to Part I.
- 8.8. The width of the FUPD shall at no point exceed the width of the mudguards covering the wheels of the foremost axle nor shall it be more than 100 mm shorter on either side than the foremost axle measured at the outermost points of the tyres, excluding the bulging of the tyres close to the ground (see figure 1), or 200 mm shorter on either side, measured from the outermost points of the access steps to the driver's cabin.

PART III. APPROVAL OF A VEHICLE WITH REGARD TO ITS FRONT UNDERRUN PROTECTION (FUP)

9. APPROVAL OF A VEHICLE WITH FUP

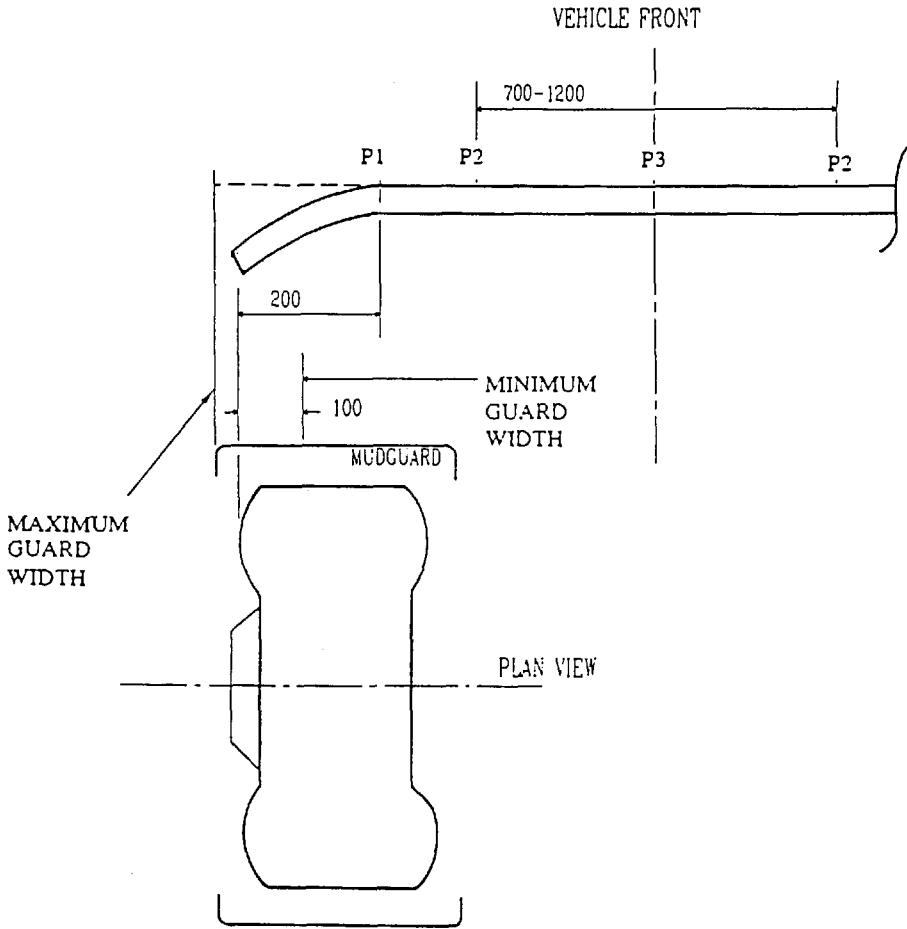
- 9.1. If the vehicle submitted for approval pursuant to this Regulation is provided with FUP that meets the requirements of paragraph 10 below, approval of that vehicle type shall be granted in accordance with the arrangements contained in annex 4.
- 9.2. Notice of approval, or of extension or of refusal of approval of the vehicle type pursuant to this Regulation shall be communicated to the Parties to the 1958 Agreement which apply this Regulation, by means of a form conforming to the model in annex 3 to this Regulation.

10. REQUIREMENTS FOR A VEHICLE WITH FUP

- 10.1. Any vehicle in one of the categories N_2 or N_3 will be deemed to satisfy the condition set out in paragraph 2 provided that the vehicle is equipped with an FUPD which has not been separately approved to Part I of this Regulation or is so designed and/or equipped at the front that, by virtue of their shape and characteristics, its component parts can be regarded as replacing the front underrun protective device. Components whose combined function satisfies the following requirements are considered to form a front underrun protective device.
- 10.2. The FUP shall offer adequate resistance to forces applied parallel to the longitudinal axis of the vehicle. The FUP shall also satisfy certain dimensional requirements. These shall be demonstrated in accordance with the test procedure and conditions specified in annex 5 to this Regulation.

- 10.3. For application pursuant to Part III, the section height of the FUPD cross-member (not separately approved to Part I) shall not be less than 100 mm for category N_2 vehicles and 120 mm for vehicles of category N_3 .
- 10.4. The device may be so designed that its position at the front of the vehicle can be varied. In this event, there shall be a guaranteed method of securing it in the service position so that any unintentional change of position is precluded. It shall be possible for the operator to vary the position of the device by applying a force not exceeding 40 daN;
- 10.5. The FUP shall have sufficient strength that the horizontal distance measured in the rearward direction between the foremost part of the vehicle after the application of the test forces (specified in this annex) and the test ram contact surface on the vehicle does not exceed 400 mm.
- 10.6. In measuring these distances, any part of the vehicle which is more than 2 m above the ground shall be excluded.
- 10.7. The maximum ground clearance with respect to the underside of the FUP shall be no more than 400 mm, as specified in paragraph 2 of annex 5, between the two points P_1 . Outboard of each point P_1 this height may be greater than 400 mm providing the underside is not above a plane passing through the underside of the FUP directly below the point P_1 and forming a slope at 15° above the horizontal (see figure 3).
- 10.8. The maximum ground clearance with respect to the underside of the FUP between the two points P_1 shall be no more than 450 mm taking into account their movement during the application of the test load.
- 10.9. The width of the FUP shall at no point exceed the width of the mudguards covering the wheels of the foremost axle nor shall it be more than 100 mm shorter on either side than the foremost axle measured at the outermost points of the tyres, excluding the bulging of the tyres close to the ground (see figure 1), or 200 mm shorter on either side, measured from the outermost points of the access steps to the driver's cabin.

FIGURE 1



FUP NORMALLY CONSISTS OF A CROSS-MEMBER AND LINKS TO THE CHASSIS OR OTHER STRUCTURAL MEMBERS

Note: The shape of FUPD is only an example.

FIGURE 2

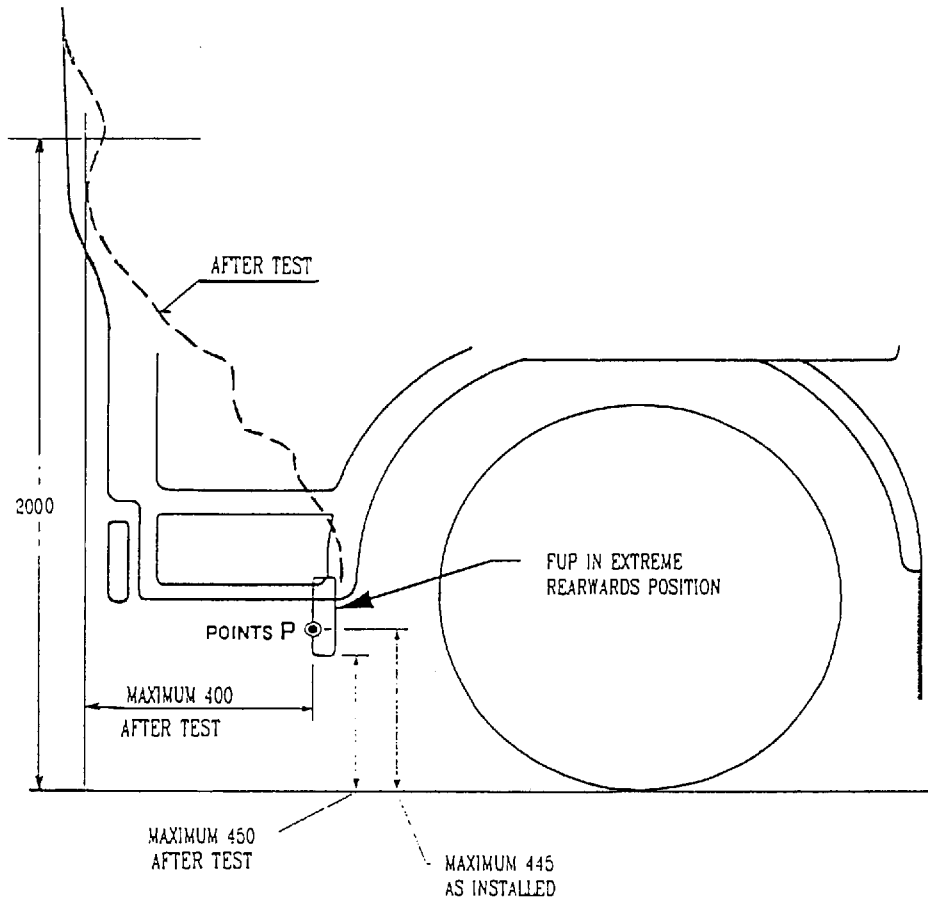
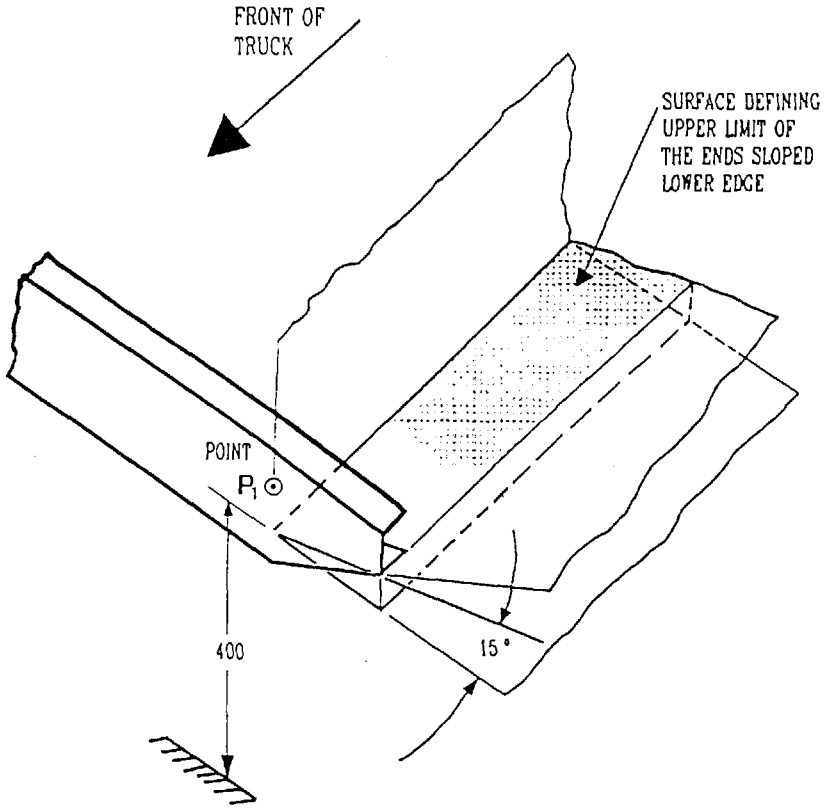


FIGURE 3



Annex 1

COMMUNICATION

(Maximum format: A4 (210 x 297 mm))

issued by: Name of administration:
.....
.....
.....



concerning: 2/ APPROVAL GRANTED
APPROVAL EXTENDED
APPROVAL REFUSED
APPROVAL WITHDRAWN
PRODUCTION DEFINITELY DISCONTINUED

of a type of front underrun protection device (FUPD) pursuant to Regulation No. 93 (Part I)

Approval No.: Extension No.:

- 1. Trade name or mark of technical unit
2. If necessary the type of vehicle(s) and category to which it is intended
3. Maximum mass of vehicle(s) to which FUPD is to be installed
4. Name and address of manufacturer
5. Name and address of manufacturer's authorized representative (if any)
6. Characteristics of the technical unit
7. Restrictions on use and mounting specifications (if any)
8. Position on the device of the points of application of the test forces

9. Maximum horizontal and vertical deflection during and after the application of the test forces of any test point
10. Date on which the device was submitted for approval tests
11. Technical service responsible for carrying out the approval tests on devices
12. Date of test report issued by the technical service
13. Number of test report issued by the technical service
14. Approval granted/refused/extended/withdrawn 2/
15. Reason(s) for the extension of the approval applicable
16. Position of the approval mark
17. Place
18. Date
19. Signature
- Name
20. The list of documents filed with the administration which has granted approval, and is available, is annexed to this communication.
21. Remarks (if any)

1/ Distinguishing number of the country which has granted/extended/refused/withdrawn approval (see approval provisions in the Regulation).

2/ Strike out what does not apply.

Annex 2

(Maximum format: A4 (210 x 297 mm))

COMMUNICATION



issued by: Name of administration:
.....
.....
.....

- concerning: 2/ APPROVAL GRANTED
APPROVAL EXTENDED
APPROVAL REFUSED
APPROVAL WITHDRAWN
PRODUCTION DEFINITELY DISCONTINUED

of a vehicle type with regard to the installation of a front underrun protection device (FUPD) of an approved type pursuant to Regulation No. 93 (Part II)

Approval No.: Extension No.:

- 1. Trade name or mark of the vehicle
2. Type and category of vehicle(s).....
3. Maximum mass of vehicle(s)
4. Name and address of manufacturer
5. Name and address of manufacturer's authorized representative (if any).....
6. Brief description of the vehicle type as regards its dimensions and lines
7. Trade name or mark of the FUPD(s) and its/their approval number(s).....
8. Date on which vehicle was submitted for approval tests

9. Technical service responsible for carrying out the approval tests on vehicles:
10. Date of test report issued by the technical service:
11. Number of test report issued by the technical service:
12. Approval granted/refused/extended/withdrawn 2/
13. Reason(s) for the extension of the approval applicable:
14. Position of approval mark on the vehicle
15. Place:
16. Date:
17. Signature:
Name:
18. Annexed is a list of documents making up the approval file, deposited with the competent authority which granted approval; a copy can be obtained on request.
19. Remarks (if any):

-
- 1/ Distinguishing number of the country which has granted/extended/refused/withdrawn approval (see approval provisions in the Regulation).
 - 2/ Strike out what does not apply.

Annex 3

(Maximum format: A4 (210 x 297 mm))

COMMUNICATION



issued by: Name of administration:
.....
.....
.....

concerning: 2/ APPROVAL GRANTED
APPROVAL EXTENDED
APPROVAL REFUSED
APPROVAL WITHDRAWN
PRODUCTION DEFINITELY DISCONTINUED

of a vehicle with regard to its front underrun protection (FUP) pursuant to Regulation No. 93 (Part III)

Approval No.: Extension No.:

- 1. Trade name or mark of the vehicle
2. Type and category of vehicle(s)
3. Maximum mass of vehicle(s)
4. Name and address of manufacturer
5. If applicable, name and address of manufacturer's representative
6. Characteristics of the parts providing frontal protection
7. Date on which the vehicle was submitted for approval tests
8. Position on the FUP of the points of application of the test forces
9. Maximum vertical and horizontal deflection during and after the application of the test forces of any test point

10. Technical service responsible for carrying out the approval tests on vehicles
11. Date of test report issued by the technical service
12. Number of test report issued by the technical service
13. Approval granted/refused/extended/withdrawn 2/
14. Reason(s) for the extension of the approval applicable
15. Position of approval mark on the vehicle
16. Place
17. Date
18. Signature
- Name
19. Annexed is a list of documents making up the approval file, deposited with the competent authority which granted approval; a copy can be obtained on request.
20. Remarks (if any)

1/ Distinguishing number of the country which has granted/extended/refused/withdrawn approval (see approval provisions in the Regulation).

2/ Strike out what does not apply.

Annex 4

ARRANGEMENTS OF APPROVAL MARKS

1. APPROVAL NUMBER
 - 1.1. An approval number shall be assigned to each type approved. Its first two digits (at present 00) shall indicate the series of amendments incorporating the most recent major technical amendments made to the Regulation at the time of issue of the approval. The same Contracting Party shall not assign the same number to another type.
 - 1.2. Notice of approval, or of extension or of refusal of approval of a type pursuant to this Regulation shall be communicated to the Parties to the 1958 Agreement which apply this Regulation, by means of a form conforming to one of the models in annexes 1, 2 or 3 to this Regulation.
 - 1.3. There shall be affixed, conspicuously and in the case of a technical unit in a position where in the installed condition it is readily accessible and specified on the approval form, to every one of series conforming to a type approved under this Regulation an international approval mark consisting of:
 - 1.3.1. A circle surrounding the letter "E" followed by the distinguishing number of the country which has granted approval; 1/
 - 1.3.2. The number of this Regulation, followed by the letter "R", a dash and the approval number to the right of the circle prescribed in paragraph 1.3.1.
 - 1.3.3. An additional symbol separated from the number of this Regulation by a vertical line and consisting of the Roman numeral(s) for the Part (I, II or III) of the Regulation pursuant to which the device or the vehicle has been approved.

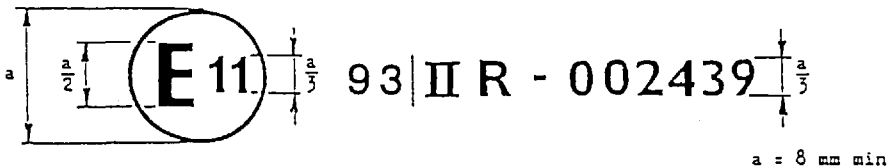
1/ 1 for Germany, 2 for France, 3 for Italy, 4 for the Netherlands, 5 for Sweden, 6 for Belgium, 7 for Hungary, 8 for the Czech Republic, 9 for Spain, 10 for Yugoslavia, 11 for the United Kingdom, 12 for Austria, 13 for Luxembourg, 14 for Switzerland, 15 (vacant), 16 for Norway, 17 for Finland, 18 for Denmark, 19 for Romania, 20 for Poland, 21 for Portugal, 22 for the Russian Federation, 23 for Greece, 24, 25 (vacant), 26 for Slovenia and 27 for Slovakia. Subsequent numbers shall be assigned to other countries in the chronological order in which they ratify or accede to the Agreement concerning the Recognition of Approval for Motor Vehicle Equipment and Parts, and the numbers thus assigned shall be communicated by the Secretary-General of the United Nations to the Contracting Parties to the Agreement.

1.4. If the vehicle conforms to a vehicle type approved, under one or more other Regulations annexed to the Agreement, in the country which has granted approval under this Regulation, the symbol prescribed in paragraph 1.3.1. of this annex need not be repeated; in such a case the Regulation and approval numbers and the additional symbols of all the Regulations under which approval has been granted in the country which has granted approval under this Regulation shall be placed in vertical columns to the right of the symbol prescribed in paragraph 1.3.1. of this annex.

1.5. The approval mark shall be clearly legible and be indelible.

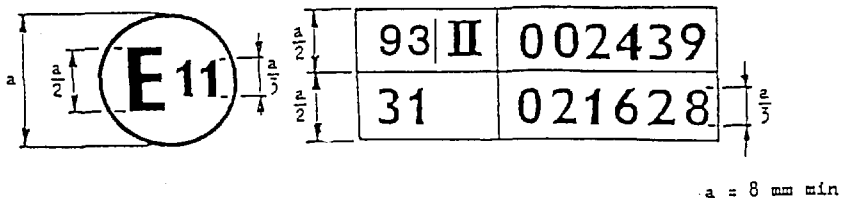
2. ARRANGEMENTS OF APPROVAL MARKS

2.1. Model A



2.1.1. The above approval mark affixed to a vehicle shows that the vehicle type concerned has, with regard to the front underrun protection in the event of a collision, been approved in the United Kingdom (E11) pursuant to Regulation No. 93, Part II (installation of a front underrun protection device (FUPD) of an approved type) under approval number 002439. The first two digits of the approval number indicate that the approval was granted in accordance with the requirements of Regulation No. 93, Part II in its original form.

2.2. Model B



2.2.1. The above approval mark affixed to a vehicle shows that the vehicle type concerned has been approved in the United Kingdom (E 11) pursuant to Regulation No. 93, Part II and Regulation No. 31.^{1/} The approval numbers indicate that, at the dates when the respective approvals were given, Regulation No. 93 was in its original form and Regulation No. 31 included the 02 series of amendments.

^{1/} The latter number is given as an example only.

Annex 5

TEST CONDITIONS AND PROCEDURES

1. TEST CONDITIONS FOR FUPDs
 - 1.1. At the request of the manufacturer the test may be conducted either:
 - 1.1.1. On a vehicle of the type for which FUPD is intended; in that case the conditions set out in paragraph 2 shall be observed; or
 - 1.1.2. On a part of the chassis of the vehicle type for which the FUPD is intended; this part shall be representative of the vehicle type(s) in question; or
 - 1.1.3. On a rigid test bench.
 - 1.2. In the case of paragraphs 1.1.2. and 1.1.3. above the parts used to connect the FUPD to part of the vehicle chassis or to the rigid test bench shall be equivalent to those which are used to secure the FUPD when it is installed on the vehicle.
 - 1.3. At the request of the manufacturer and with the consent of the technical service the test procedure described in paragraph 3 below may be simulated by calculation or another such method provided that its equivalence is demonstrated.
2. TEST CONDITIONS FOR VEHICLES
 - 2.1. The vehicle may, if necessary to achieve the test forces required in paragraph 3.1. below, be restrained by any method, this method to be specified by the vehicle manufacturer.
 - 2.2. Dimensions shall be taken as if the vehicle were in the following condition:
 - 2.2.1. The vehicle was unladen.
 - 2.2.2. The vehicle was at rest on a level, flat, rigid and smooth surface.
 - 2.2.3. The front wheels were in the straight-ahead position.
 - 2.2.4. The tyres were inflated to the pressure recommended by the vehicle manufacturer.
 - 2.2.5. Vehicles equipped with hydropneumatic, hydraulic or pneumatic suspension or a device for automatic levelling according to load were in their normal running condition specified by the manufacturer.

3. TEST PROCEDURE

- 3.1. Points P_1 are located up to 200 mm from the longitudinal planes tangential to the outermost points of the tyres on the front axle, excluding the bulging of the tyres close to the ground; points P_2 are symmetrical to the median longitudinal plane of the vehicle at a distance from each other of 700 to 1,200 mm inclusive. The exact positions shall be specified by the manufacturer.
- 3.2. The height above the ground of points P_1 and P_2 shall be defined by the vehicle manufacturer within the lines that bound the front face of the device. The height shall not, however, exceed 445 mm when the vehicle is unladen. P_3 is in the vertical longitudinal median plane of the vehicle (see figure 1 of the Regulation).
- 3.3. The test forces set out below shall be applied to each of the test points in separate tests on the same vehicle or device or, if requested by the manufacturer/agent, on different vehicles or device samples.
- 3.3.1. If the structure and components of the vehicle relevant to the front underrun protection are located substantially symmetrical to its longitudinal median plane the tests at points P_1 and P_2 shall be carried out only on one side.
- 3.3.2. When tested the forces shall be applied as rapidly as possible and the device or vehicle shall withstand the forces in the following paragraphs for at least 0.2 seconds.
- 3.3.3. A horizontal force equal to 50% of the maximum weight of the vehicle or intended vehicle type(s) but not exceeding 80×10^3 N shall be applied successively to both points P_1 ;
- 3.3.4. A horizontal force equal to 100% of the maximum weight of the vehicle or intended vehicle type(s) but not exceeding 160×10^3 N shall be applied successively to both points P_2 . If the device is discontinuous and is reduced in cross-section area between the two points P_2 , then the tests shall continue with the application of a horizontal force applied to the point P_3 the same as that to the points P_1 ;
- 3.4. The maximum horizontal and vertical displacements of each test point during the application of the above forces shall be recorded and the highest recorded on the communication document.
- 3.5. Whenever a practical test is performed to verify compliance with the above-mentioned requirements, the following conditions shall be fulfilled:
- 3.5.1. For application pursuant to Part III, an FUPD (not separately approved to Part I) shall be connected to the chassis side members of the vehicle or to whatever replaces them or a structure with demonstrated equivalent performance capabilities.

- 3.5.2. The specified forces shall be applied by rams which are suitably articulated (e.g. by means of universal joints) and shall be parallel to the median longitudinal plane of the vehicle via a surface not more than 250 mm in height (the exact height and width shall be indicated by the manufacturer) and not more than 400 mm wide, with a radius of curvature of 5 ± 1 mm at the vertical edges; the centre of the surface is placed successively at points P_1 , P_2 and P_3 .

Annex 6

CONFORMITY OF PRODUCTION AND OTHER ADMINISTRATIVE PROCEDURES

1. CONFORMITY OF PRODUCTION
 - 1.1. FUPDs and vehicles approved to this Regulation shall be so manufactured as to conform to the type approval by meeting the requirements set forth in this Regulation.
 - 1.2. In order to verify that the requirements of paragraph 1.1. above are met, suitable controls of the production shall be carried out.
 - 1.3. The holder of the approval shall in particular:
 - 1.3.1. ensure existence of procedures for the effective control of the quality of the vehicle or the device;
 - 1.3.2. have access to the testing equipment necessary for checking the conformity to each approved type;
 - 1.3.3. record data of test results and annexed documents which shall remain available for a period to be determined in accordance with the administrative service;
 - 1.3.4. analyse the results of each type of test, in order to verify and ensure the stability of the vehicle or the device characteristics making allowance for variations of an industrial production;
 - 1.3.5. ensure that for each type of vehicle or device sufficient checks and tests are carried out regarding the dimensions, materials and performance of the components, which fulfil the function of the FUP and of those for the installation on the vehicle;
 - 1.3.6. ensure that any set of samples or test pieces giving evidence of non-conformity with the type of test considered shall give rise to another sampling and another test. All the necessary steps shall be taken to re-establish the conformity of the corresponding production.
 - 1.4. The competent authority which has granted type-approval may at any time verify the conformity control methods applicable to each production unit.
 - 1.4.1. In every inspection, the test books and production survey records shall be presented to the visiting inspector.
 - 1.4.2. The inspector may take samples at random which will be tested in the manufacturer's laboratory. The minimum number of samples may be determined according to the results of the manufacturer's own verification.

- 1.4.3. When the quality level appears unsatisfactory or when it seems necessary to verify the validity of the tests carried out in application of paragraph 1.4.2. above the inspector may select samples to be sent to the technical service which has conducted the type approval tests.
 - 1.4.4. The competent authority may carry out any test prescribed in this Regulation.
 - 1.4.5. The normal frequency of inspections authorized by the competent authority shall be one per two years. In the case when negative results are recorded during one of these visits, the competent authority shall ensure that all necessary steps are taken to re-establish the conformity of production as rapidly as possible.
2. PENALTIES FOR NON-CONFORMITY OF PRODUCTION
- 2.1. The approval granted in respect of a type of FUPD or vehicle pursuant to this Regulation may be withdrawn if the requirements set forth above are not met or if the protective device has failed to pass the test prescribed in this Regulation.
 - 2.2. If a Contracting Party to the Agreement applying this Regulation withdraws an approval it has previously granted, it shall forthwith so notify the other Contracting Parties applying this Regulation, by means of a communication form conforming to the model in annexes 1, 2 or 3 to this Regulation.
3. MODIFICATION AND EXTENSION OF APPROVAL
- 3.1. Every modification of a type of FUPD or vehicle shall be notified to the administrative department which approved the type. The department may then either:
 - 3.1.1. Consider that the modifications made are unlikely to have an appreciable adverse effect and that in any case the FUPD or vehicle still complies with the requirements; or
 - 3.1.2. Require a further test report from the technical service responsible for conducting the tests.
 - 3.2. Confirmation or refusal of approval, specifying the alterations shall be communicated by means of a form conforming to the model in annexes 1, 2 or 3 to this Regulation to the Parties to the Agreement applying this Regulation.
 - 3.3. The competent authority issuing the extension of approval shall assign a series number to such an extension and inform thereof the other Parties to the 1958 Agreement applying this Regulation by means of a communication form conforming to the model in annexes 1, 2 or 3 to this Regulation.

4. PRODUCTION DEFINITELY DISCONTINUED

If the holder of the approval completely ceases to manufacture a type of FUPD or vehicle FUP approved in accordance with this Regulation, he shall so inform the authority which granted the approval. Upon receiving the relevant communication that authority shall inform thereof the other Parties to the 1958 Agreement applying this Regulation by means of a communication form conforming to the model in annexes 1, 2 or 3 to this Regulation.

5. NAMES AND ADDRESSES OF TECHNICAL SERVICES RESPONSIBLE FOR CONDUCTING APPROVAL TESTS, AND OF ADMINISTRATIVE DEPARTMENTS

The Contracting Parties to the 1958 Agreement applying this Regulation shall communicate to the United Nations Secretariat the names and addresses of the technical services responsible for conducting approval tests and of the administrative departments which grant approval and to which forms certifying approval or extension or refusal or withdrawal of approval, or production definitely discontinued, issued in other countries, are to be sent.

Authentic texts of the Regulation: English and French.

Registered ex officio on 27 February 1994.
